



H -1/208, Garg Tower, Netaji Subhash Place, Pitampura, New Delhi -110034

INDEPENDENT AUDITOR'S REPORT ON THE QUARTERLY AND YEAR TO DATE AUDITED CONSOLIDATED FINANCIAL RESULTS

TO THE BOARD OF DIRECTORS OF NUPUR RECYCLERS LIMITED

Opinion

We have audited the accompanying statement of quarterly and year to date consolidated financial results of **NUPUR RECYCLERS LIMITED** ("the Parent Company") and its subsidiaries (Parent Company and its subsidiaries together referred to as "the Group") for the quarter and year ended March 31, 2024 ("Statement") attached herewith, being submitted by the Parent Company pursuant to the requirement of Regulation 33 and 52 of the SEBI (Listing Obligations and Disclosure Requirements) Regulations, 2015, as amended ("Listing Regulations").

In our opinion and to the best of our information and according to the explanations given to us, the statement:

- a. Includes the annual financial results of the following entity:
 - a. Danta LLC UAE (up to 30.09.2023)
 - b. Nupur Polymers Private Limited
 - c. Nupur Extrusion Private Limited
 - d. Frank Metals Recyclers Pvt Ltd
 - e. ELIGO Business & Advisory Private Limited (Subsidiary of Frank Metals Recyclers Pvt Ltd)
- b. is presented in accordance with the requirements of the Listing Regulations in this regard; and
- c. give a true and fair view in conformity with the recognition and measurement principles laid down in the applicable Indian Accounting Standards and other accounting principles generally accepted in India of the net profit and total comprehensive income and other financial information for the quarter and year ended March 31, 2024.

Basis for Opinion

We conducted our audit in accordance with the Standards on Auditing (SAs) specified under section 143(10) of the Companies Act, 2013 ("the Act"). Our responsibilities under those Standards are further described in the "Auditor's Responsibilities for the Audit of the Consolidated Financial Results" section of our report. We are independent of the Group in accordance with the Code of Ethics issued by the Institute of Chartered Accountants of India together with the ethical requirements that are relevant to our audit of the financial statement under the provisions of the Companies Act, 2013 and the Rules thereunder, and we have fulfilled our other ethical responsibilities in accordance with these requirements and the Code of Ethics. We believe that the audit evidence we have obtained by us is sufficient and appropriate to provide a basis for our opinion.

Management's and Board of Directors' Responsibilities for the Consolidated Annual Financial Results

These consolidated annual financial results have been prepared on the basis of the consolidated annual financial statements. The Group's Management and Board of Directors are responsible for the preparation of these consolidated annual financial results that give a true and fair view of the net profit and total comprehensive income and other financial information in accordance with the recognition and measurement principles laid down in Indian Accounting Standard prescribed under Section 133 of the Act read with relevant rules issued thereunder and other accounting principles generally accepted in India and in compliance with Regulation 33 and 52 of the Listing Regulations. This responsibility

also includes maintenance of adequate accounting records in accordance with the provisions of the Act for safeguarding of the assets of the Group and for preventing and detecting frauds and other irregularities; selection and application of appropriate accounting policies; making judgments and estimates that are reasonable and prudent; and design, implementation and maintenance of adequate internal financial controls that were operating effectively for ensuring the accuracy and completeness of the accounting records, relevant to the preparation and presentation of the consolidated annual financial results that give a true and fair view and are free from material misstatement, whether due to fraud or error.

In preparing the consolidated annual financial results, the Management and Board of Directors are responsible for assessing the Group's ability to continue as a going concern, disclosing, as applicable, matters related to going concern and using the going concern basis of accounting unless the Board of Directors either intends to liquidate the Group or to cease operations, or has no realistic alternative but to do so.

The Board of Directors is also responsible for overseeing the Group's financial reporting process.

Auditor's Responsibilities for the Audit of the Consolidated Annual Financial Results

Our objectives are to obtain reasonable assurance about whether the consolidated annual financial results as a whole are free from material misstatement, whether due to fraud or error, and to issue an auditor's report that includes our opinion. Reasonable assurance is a high level of assurance but is not a guarantee that an audit conducted in accordance with SAs will always detect a material misstatement when it exists. Misstatements can arise from fraud or error and are considered material if, individually or in aggregate, they could reasonably be expected to influence the economic decisions of users taken on the basis of these consolidated annual financial results.

As part of an audit in accordance with SAs, we exercise professional judgment and maintain professional skepticism throughout the audit. We also:

- Identify and assess the risks of material misstatement of the consolidated annual financial results, whether due to fraud or error, design and perform audit procedures responsive to those risks, and obtain audit evidence that is sufficient and appropriate to provide a basis for our opinion. The risk of not detecting a material misstatement resulting from fraud is higher than for one resulting from error, as fraud may involve collusion, forgery, intentional omissions, misrepresentations, or the override of internal control.
- Obtain an understanding of internal control relevant to the audit in order to design audit procedures that are appropriate in the circumstances, Under Section 143(3) (i) of the Companies Act 2013, we are also responsible for expressing our opinion through a separate report on the complete set of financial statements on whether the Group has adequate internal financial controls with reference to financial statements in place and the operating effectiveness of such controls.
- Evaluate the appropriateness of accounting policies used and the reasonableness of accounting estimates and related disclosures made by the Management and Board of Directors.
- Conclude on the appropriateness of the Management and Board of Directors' use of the going concern basis of accounting and, based on the audit evidence obtained, whether a material uncertainty exists related to events or conditions that may cast significant doubt on the Group's ability to continue as a going concern. If we conclude that a material uncertainty exists, we are required to draw attention in our auditor's report to the related disclosures in the financial results or, if such disclosures are inadequate, to modify our opinion. Our conclusions are based on the audit evidence obtained up to the date of our auditor's report. However, future events or conditions may cause the Group to cease to continue as a going concern.
- Evaluate the overall presentation, structure and content of the consolidated annual financial results, including the disclosures, and whether the financial results represent the underlying transactions and events in a manner that achieves fair presentation.

We communicate with those charged with governance regarding, among other matters, the planned scope and timing of the audit and significant audit findings, including any significant deficiencies in internal control that we identify during our audit.

We also provide those charged with governance with a statement that we have complied with relevant ethical requirements regarding independence, and to communicate with them all relationships and other matters that may reasonably be thought to bear on our independence, and where applicable, related safeguards.


We also performed procedures in accordance with the circular issued by the SEBI under Regulation 33(8) of the Listing Regulations, as amended, to the extent applicable.

Other Matters

- (a) The consolidated annual financial results include the results for the quarter ended March 31, 2024, being the balancing figure between audited figures in respect of the full financial year and the published unaudited year to date figure up to the nine months ended December 31, 2023, of the current financial year which was subject to limited review by us.
- (b) The consolidated annual financial results include the audited financial results/financial information of five subsidiaries, whose financial results/financial information reflects total assets of Rs. 4718.10 Lacs as at March 31, 2024, total revenue of Rs. 6172.06 Lacs, total net profit after tax of Rs. 277.36 Lacs, total comprehensive income of Rs. 297.90 Lacs and net cash outflow of Rs. 12.56 Lacs for the period ended on that date, as considered in the consolidated annual financial results. These financial statements has been audited by the other auditors whose reports have been furnished to us by the management and our opinion on the Statement, in so far as it relates to the amounts and disclosure included in respect of these subsidiaries is based solely on the reports of the other auditor.

Our opinion on the Statement is not modified in respect of the above matters.

For KRA & Co.
Chartered Accountants
(Firm Registration No.020266N)



Rajat Goyal
Partner
Membership No.: 503150
UDIN: 24503150BKALVH2369
Place: New Delhi
Date: May 30, 2024

NUPUR RECYCLERS LIMITED
Formerly known as NUPUR RECYCLERS PRIVATE LIMITED
 Regd. Office : Plot No. 5, KH 12/8, KH-12/9, KH-12 Arjun Gali New Mandoli Industrial Area, Delhi - 110093
 CIN: L37100DL2019PLC344788


Website: www.nupurrecyclers.com Email: compliance@nupurrecyclers.com Tel: 91-8882704751

STATEMENT OF CONSOLIDATED AUDITED FINANCIAL RESULTS
FOR THE QUARTER AND YEAR ENDED MARCH 31, 2024

(Amount in Rs. Lacs)

Sl. No.	Particulars	Quarter ended			Year Ended	Year Ended
		31.03.2024	31.12.2023	31.03.2023	31.03.2024	31.03.2023
		(audited)	(unaudited)	(audited)	(audited)	(audited)
1	Income					
	a. Revenue from Operations	4,370.70	7,457.39	4,944.27	24,008.32	18,683.54
	b. Other Income	162.55	141.78	151.11	610.49	656.24
	Total Income	4,533.25	7,599.17	5,095.38	24,618.81	19,339.78
2	Expenses					
	a. Cost of Material Consumed	563.06	558.23	728.61	2,429.66	3,439.59
	b. Purchase of stock-in-trade	3,445.85	6,302.32	3,713.22	19,765.14	14,431.22
	c. Change in inventories of stock-in-trade & finished goods	146.77	339.16	117.59	692.98	(872.73)
	d. Employee Benefits Expenses	31.57	27.64	26.35	110.74	99.33
	e. Finance Costs	12.50	17.98	3.50	36.82	31.03
	f. Depreciation and Amortisation Expenses	8.61	2.60	1.88	19.11	6.00
	g. Other Expenses	89.31	50.83	98.39	306.78	311.56
	Total Expenses	4,297.67	7,298.76	4,689.54	23,361.23	17,446.00
3	Profit before exceptional items and tax	235.58	300.41	405.84	1,257.58	1,893.78
4	Exceptional item	-	-	-	-	-
5	Profit before tax	235.58	300.41	405.84	1,257.58	1,893.78
6	Tax expense					
	a. Current Tax	69.46	199.06	56.90	389.98	342.10
	b. Deferred Tax	(6.92)	0.26	(0.33)	(6.55)	(0.73)
	c. Taxation for earlier years	-	12.07	0.03	12.07	53.63
	Total tax expense	62.54	211.39	56.60	395.50	395.00
7	Profit after tax	173.04	89.02	349.24	862.08	1,498.78
8	Other Comprehensive Income	192.24	(10.03)	(304.69)	528.77	(343.62)
9	Total Comprehensive Income	365.28	78.99	44.55	1,390.85	1,155.16
10	Profit for the year attributable to:					
	Owners of the Company	166.27	89.91	257.94	720.80	1,222.26
	Non-controlling interests	6.75	(0.89)	91.30	141.26	276.52
		173.02	89.02	349.24	862.06	1,498.78
11	Total comprehensive income for the period attributable to:					
	Owners of the Company	358.51	79.88	(63.62)	1,239.52	861.76
	Non-controlling interests	6.76	(0.89)	108.17	151.32	293.40
		365.27	78.99	44.55	1,390.84	1,155.16
12	Paid-up Equity Share Capital (Face value of Rs.10 each)	6,863.90	4,576.00	4,576.00	6,863.90	4,576.00
13	Earnings Per Share (Face value of Rs. 10/- each)					
	Basic (in Rs.) (not annualised)	0.24	0.13	0.38	1.05	1.78
	Diluted (in Rs.) (not annualised)	0.24	0.13	0.38	1.05	1.78

For Nupur Recyclers Limited


 Managing Director

STATEMENT OF ASSETS AND LIABILITIES

		As at	As at
		31.03.2024	31.03.2023
		(Audited)	(Audited)
ASSETS			
1	Non-current assets		
a	Property, Plant and Equipment	935.04	15.28
b	Capital work in progress	340.86	-
c	Goodwill	314.22	-
d	Financial Assets		
	(i) Investments	1,282.49	703.92
	(ii) Other bank balances	2.65	2.65
	(iii) Other financial assets	1,315.77	871.09
e	Deferred Tax Asset	-	33.35
	Total Non-current assets	4,191.03	1,626.29
2	Current assets		
a	Inventories	2,762.20	1,752.26
b	Financial assets		
	(i) Trade receivables	1,195.93	3,231.20
	(ii) Cash and cash equivalents	748.60	313.86
	(iii) Other financial assets	2,150.97	1,944.41
c	Other current assets	411.37	130.37
	Total Current assets	7,269.07	7,372.10
	Total Assets	11,460.10	8,998.39
EQUITY AND LIABILITIES			
1	Equity		
a	Share Capital	6,863.90	4,576.00
b	Other equity	1,693.42	2,744.65
	Total Equity	8,557.32	7,320.65
2	Non Controlling Interest	625.55	800.95
3	Non-current liabilities		
a	Financial liabilities - Other financial liabilities		
	(i) Long term borrowings	727.96	-
	(ii) Other financial liabilities	129.66	115.48
b	Deferred Tax Liability	27.93	-
c	Long term provisions	8.59	2.39
	Total Non-current liabilities	894.14	117.87
4	Current liabilities		
a	Financial liabilities		
	(i) Short term borrowings	619.45	25.00
	(ii) Trade payables		
	Total outstanding dues to micro and small enterprises	0.31	2.08
	Total outstanding dues to other than micro and small enterprises	117.11	588.76
	(iii) Other financial liabilities	100.73	96.32
b	Short term provisions	204.15	21.62
c	Other current liabilities	341.34	25.14
	Total Current liabilities	1,383.09	758.92
	Total Equity And Liabilities	11,460.10	8,998.39

For Nupur Recyclers Limited



Managing Director

STATEMENT OF CASH FLOWS

	For the Year ended	For the Year ended
	31.03.2024	31.03.2023
	(Audited)	(Audited)
A. Cash flow from Operating activities		
Profit before tax	1,257.58	1,893.78
Adjustments for:		
Depreciation and amortization expense	19.11	5.57
Other Income	(595.58)	(656.24)
Profit on sale of investment	(2.34)	-
Finance expenses	36.82	30.79
Liability written back	(18.81)	-
Other non-cash adjustments (Actuarial gain/loss)	(5.55)	(0.29)
Minority Interest	0.42	-
Foreign Currency Translation Reserve	20.54	40.23
Operating profit before working capital changes	712.19	1,313.84
Movements in working capital :		
Non-Current/Current financial and other assets	(197.69)	692.71
Trade receivables	(523.96)	(2,466.73)
Inventories	692.97	(872.72)
Trade payables	(2,073.17)	568.03
Non-Current/Current financial and other liabilities/provision	511.97	(225.27)
Cash generated from operations	(877.69)	(990.14)
Income tax Refund/ (paid) during the year	(229.00)	(725.06)
Net cash from operating activities (A)	(1,106.69)	(1,715.20)
B. Cash flow from Investing activities		
Purchase of property, plant and equipment	(105.80)	(7.62)
Investment in subsidiary	-	(521.42)
Sale of Investment in subsidiary	991.88	-
Loans and advances given	(404.55)	(1,251.28)
Other income received	595.99	648.63
Movement in Other fixed deposits with banks	-	880.00
Net cash from investing activities (B)	1,077.52	(251.69)
C. Cash flow from Financing activities		
Net Proceeds (Repayment) of borrowings	(65.10)	(198.38)
Finance Cost paid	(35.85)	(34.08)
Net cash from financing activities (C)	(100.95)	(232.46)
Net increase in cash and cash equivalents (A+B+C)	(130.12)	(2,199.35)
Cash and cash equivalents at the beginning of the year/period	313.86	2,513.21
Add: Bank Overdraft	-	-
Less: Cash movement on disposal of subsidiary	(5.19)	-
Add: Cash acquired on acquisition of subsidiary	570.05	-
Cash and cash equivalents at the end of the year (excluding fixed deposits)	748.60	313.86

Notes:-

- The above financial results for the quarter and year ended March 31, 2024 have been reviewed by the Audit committee and approved by the Board of Directors in their respective meetings held on May 30, 2024.
- During the current quarter, the Company has issued 2,28,79,003 Ordinary shares of Rs. 10 each, as fully paid bonus shares in the proportion of 1 (one) bonus share of Rs. 10 each for every existing 2 (two) Ordinary Shares of Rs. 10 each. Pursuant to the issue and allotment of bonus shares, the earning per share (Basic and Diluted) have been adjusted for all the periods stated above.
- These financial results have been prepared in accordance with the recognition and measurement principal in Ind AS 34 - Interim Financial Reporting, prescribed under section 133 of the Companies Act 2013 read with the relevant rules issued thereunder and the other accounting principles generally accepted in India.
- The Group is primarily engaged in the business of import of ferrous and non ferrous metal scrap and processing/trading of the same across the globe. Operating segments have been identified based on how the Chief Operating Decision Maker (CODM) reviews and assesses the Group's performance, which is on the basis of the different geographical areas wherein major entities within the Group operate.

For Nupur Recyclers Limited



Managing Director


Particulars	Quarter ended			Year Ended	Year Ended
	31.03.2024 (audited)	31.12.2023 (unaudited)	31.03.2023 (audited)	31.03.2024 (audited)	31.03.2023 (audited)
Income					
1. Segment Revenue					
Domestic	4,370.70	7,457.39	1,973.92	18,123.72	9,884.76
Overseas	-	-	2,970.35	5,884.60	8,798.78
	4,370.70	7,457.39	4,944.27	24,008.32	18,683.54
2. Segment Result (Profit before tax)					
Domestic	235.58	300.41	219.49	978.25	1,329.45
Overseas	-	-	186.35	279.33	564.33
	235.58	300.41	405.84	1,257.58	1,893.78
3. Capital Employed (Asset-Liability) (excluding non controlling Interest)					
Domestic	8,557.32	8,198.82	7,002.63	8,557.32	7,002.63
Overseas	-	-	318.02	-	318.02
	8,557.32	8,198.82	7,320.65	8,557.32	7,320.65

- 5 The amounts for the quarter ended 31st march 2024 has been determined as the difference between the audited full year amount for the year ended 31st March 2024 and the unaudited amounts for the nine months ended 31st Dec 2023.

Place: New Delhi
Date: 30.05.2024

For NUPUR RECYCLERS LIMITED.

For Nupur Recyclers Limited



Managing Director
Managing Director
DIN - 01941985



K R A & CO.

☎ 011 - 47082855
Fax: 011 - 47082855

Chartered Accountants

H -1/208, Garg Tower, Netaji Subhash Place, Pitampura, New Delhi -110034

INDEPENDENT AUDITOR'S REPORT ON THE QUARTERLY AND YEAR TO DATE AUDITED STANDALONE FINANCIAL RESULTS OF THE COMPANY

TO THE BOARD OF DIRECTORS OF NUPUR RECYCLERS LIMITED

Opinion

We have audited the accompanying statement of quarterly and year to date standalone financial results of **NUPUR RECYCLERS LIMITED** ("the company") for the quarter and year ended March 31, 2024 ("Statement") attached herewith, being submitted by the company pursuant to the requirement of Regulation 33 and 52 of the SEBI (Listing Obligations and Disclosure Requirements) Regulations, 2015, as amended ("Listing Regulations").

In our opinion and to the best of our information and according to the explanations given to us, the statement:

- a. is presented in accordance with the requirements of the Listing Regulations in this regard; and
- b. give a true and fair view in conformity with the recognition and measurement principles laid down in the applicable Indian Accounting Standards and other accounting principles generally accepted in India of the net profit and total comprehensive income and other financial information for the quarter and year ended March 31, 2024.

Basis for Opinion

We conducted our audit in accordance with the Standards on Auditing (SAs) specified under section 143(10) of the Companies Act, 2013 ("the Act"). Our responsibilities under those Standards are further described in the "Auditor's Responsibilities for the Audit of the Standalone Financial Results" section of our report. We are independent of the Company in accordance with the Code of Ethics issued by the Institute of Chartered Accountants of India together with the ethical requirements that are relevant to our audit of the financial statement under the provisions of the Companies Act, 2013 and the Rules thereunder, and we have fulfilled our other ethical responsibilities in accordance with these requirements and the Code of Ethics. We believe that the audit evidence we have obtained by us is sufficient and appropriate to provide a basis for our opinion.

Management's and Board of Directors' Responsibilities for the Standalone Annual Financial Results

These standalone annual financial results have been prepared on the basis of the standalone annual financial statements.

The Company's Management and Board of Directors are responsible for the preparation of these standalone annual financial results that give a true and fair view of the net profit and total comprehensive income and other financial information in accordance with the recognition and measurement principles laid down in Accounting Standard prescribed under Section 133 of the Act read with relevant rules issued thereunder and other accounting principles generally accepted in India and in compliance with Regulation 33 and 52 of the Listing Regulations. This responsibility also includes maintenance of adequate accounting records in accordance with the provisions of the Act for safeguarding of the assets of the Company and for preventing and detecting frauds and other irregularities; selection and application of appropriate accounting policies; making judgments and estimates that are reasonable and prudent; and design, implementation and maintenance of adequate internal financial controls that were operating effectively for ensuring the accuracy and completeness of the accounting records, relevant to the preparation and

presentation of the standalone annual financial results that give a true and fair view and are free from material misstatement, whether due to fraud or error.

In preparing the standalone annual financial results, the Management and Board of Directors are responsible for assessing the Company's ability to continue as a going concern, disclosing, as applicable, matters related to going concern and using the going concern basis of accounting unless the Board of Directors either intends to liquidate the Company or to cease operations, or has no realistic alternative but to do so.

The Board of Directors is also responsible for overseeing the Company's financial reporting process.

Auditor's Responsibilities for the Audit of the Standalone Annual Financial Results

Our objectives are to obtain reasonable assurance about whether the standalone annual financial results as a whole are free from material misstatement, whether due to fraud or error, and to issue an auditor's report that includes our opinion. Reasonable assurance is a high level of assurance but is not a guarantee that an audit conducted in accordance with SAs will always detect a material misstatement when it exists. Misstatements can arise from fraud or error and are considered material if, individually or in the aggregate, they could reasonably be expected to influence the economic decisions of users taken on the basis of these standalone annual financial results.

As part of an audit in accordance with SAs, we exercise professional judgment and maintain professional skepticism throughout the audit. We also:

- Identify and assess the risks of material misstatement of the standalone annual financial results, whether due to fraud or error, design and perform audit procedures responsive to those risks, and obtain audit evidence that is sufficient and appropriate to provide a basis for our opinion. The risk of not detecting a material misstatement resulting from fraud is higher than for one resulting from error, as fraud may involve collusion, forgery, intentional omissions, misrepresentations, or the override of internal control.
- Obtain an understanding of internal control relevant to the audit in order to design audit procedures that are appropriate in the circumstances, Under Section 143(3) (i) of the Companies Act 2013, we are also responsible for expressing our opinion through a separate report on the complete set of financial statements on whether the company has adequate internal financial controls with reference to financial statements in place and the operating effectiveness of such controls.
- Evaluate the appropriateness of accounting policies used and the reasonableness of accounting estimates and related disclosures made by the Management and Board of Directors.
- Conclude on the appropriateness of the Management and Board of Directors' use of the going concern basis of accounting and, based on the audit evidence obtained, whether a material uncertainty exists related to events or conditions that may cast significant doubt on the Company's ability to continue as a going concern. If we conclude that a material uncertainty exists, we are required to draw attention in our auditor's report to the related disclosures in the financial results or, if such disclosures are inadequate, to modify our opinion. Our conclusions are based on the audit evidence obtained up to the date of our auditor's report. However, future events or conditions may cause the Company to cease to continue as a going concern.
- Evaluate the overall presentation, structure and content of the standalone annual financial results, including the disclosures, and whether the financial results represent the underlying transactions and events in a manner that achieves fair presentation.

We communicate with those charged with governance regarding, among other matters, the planned scope and timing of the audit and significant audit findings, including any significant deficiencies in internal control that we identify during our audit.

We also provide those charged with governance with a statement that we have complied with relevant ethical requirements regarding independence, and to communicate with them all relationships and other matters that may reasonably be thought to bear on our independence, and where applicable, related safeguards.

Other Matters

- (a) The standalone annual financial results include the results for the quarter ended March 31, 2024, being the balancing figure between audited figures in respect of the full financial year and the published unaudited year to date figure up to the nine months ended December 31, 2023, of the current financial year which was subject to limited review by us.

For KRA & Co.
Chartered Accountants
(Firm Registration No.020266N)

Rajat Goyal



Rajat Goyal
Partner
Membership No.: 503150
UDIN: 24503150BKALVI6720
Place: New Delhi
Date: May 30, 2024

NUPUR RECYCLERS LIMITED

Formerly known as NUPUR RECYCLERS PRIVATE LIMITED

Regd. Office : Plot No. 5, KH 12/8, KH-12/9, KH-12 Arjun Gali New Mandoli Industrial Area, Delhi - 110093

CIN: L37100DL2019PLC344788

Website: www.nupurrecyclers.com Email: compliance@nupurrecyclers.com Tel: 91-8882704751

**STATEMENT OF STANDALONE AUDITED FINANCIAL RESULTS
FOR THE QUARTER AND YEAR ENDED MARCH 31, 2024**

(Amount in Rs. Lacs)

Sl. No.	Particulars	Quarter ended			Year Ended	
		31.03.2024	31.12.2023	31.03.2023	31.03.2024	31.03.2023
		(audited)	(unaudited)	(audited)	(audited)	(audited)
1	Income					
	a. Revenue from Operations	4,442.43	7,436.13	1,973.92	18,081.81	9,884.76
	b. Other Income	151.56	140.07	151.11	602.23	656.24
	Total Income	4,593.99	7,576.20	2,125.03	18,684.04	10,541.00
2	Expenses					
	a. Cost of Material Consumed	520.49	558.23	728.60	2,290.37	3,439.59
	b. Purchase of stock-in-trade	3,488.72	6,302.32	954.38	14,252.32	6,271.13
	c. Change in inventories of stock-in-trade & finished goods	274.12	314.05	117.59	820.33	(872.73)
	d. Employee Benefits Expenses	25.76	27.43	25.56	99.45	98.53
	e. Finance Costs	6.81	18.11	3.26	28.44	30.79
	f. Depreciation and Amortisation Expenses	1.37	1.39	1.66	5.40	5.57
	g. Other Expenses	76.37	43.95	74.49	213.35	238.67
	Total Expenses	4,393.64	7,265.48	1,905.54	17,709.66	9,211.55
3	Profit before exceptional items and tax	200.35	310.72	219.49	974.38	1,329.45
4	Exceptional item	-	470.46	-	470.46	-
5	Profit before tax	200.35	781.18	219.49	1,444.84	1,329.45
6	Tax expense					
	a. Current Tax	61.47	199.06	56.90	381.99	342.10
	b. Deferred Tax	(3.98)	(0.06)	(0.32)	(4.26)	(0.73)
	c. Taxation for earlier years	-	12.07	0.03	12.07	53.63
	Total tax expense	57.49	211.07	56.61	389.80	395.00
7	Profit after tax	142.86	570.11	162.88	1,055.04	934.45
8	Other Comprehensive Income	192.24	(10.03)	(298.17)	508.23	(378.06)
9	Total Comprehensive Income	335.10	560.08	(135.29)	1,563.27	556.39
10	Paid-up Equity Share Capital (Face value of Rs.10 each)	6,863.90	4,576.00	4,576.00	6,863.90	4,576.00
11	Earnings Per Share (Face value of Rs. 10/- each)					
	Basic (in Rs.) (not annualised)	0.21	0.83	0.24	1.54	1.36
	Diluted (in Rs.) (not annualised)	0.21	0.83	0.24	1.54	1.36

For Nupur Recyclers Limited


Managing Director

STATEMENT OF ASSETS AND LIABILITIES

		As at	As at
		31.03.2024	31.03.2023
		(Audited)	(Audited)
ASSETS			
1	Non-current assets		
a	Property, Plant and Equipment	7.59	12.30
b	Investments in subsidiaries, associates and joint venture	2,798.78	521.42
c	Financial Assets		
	(i) Investments	1,282.49	703.92
	(ii) Other bank balances	2.65	2.65
	(iii) Other financial assets	1,083.91	871.09
d	Deferred Tax Asset	-	33.35
	Total Non-current assets	5,175.42	2,144.73
2	Current assets		
a	Inventories	931.93	1,752.26
b	Financial assets		
	(i) Trade receivables	988.21	1,161.95
	(ii) Cash and cash equivalents	129.60	247.16
	(iii) Other financial assets	2,239.03	1,943.76
c	Other current assets	78.02	130.37
	Total Current assets	4,366.79	5,235.50
	Total Assets	9,542.21	7,380.23
EQUITY AND LIABILITIES			
1	Equity		
a	Share Capital	6,863.90	4,576.00
b	Other equity	1,702.00	2,426.63
	Total Equity	8,565.90	7,002.63
2	Non-current liabilities		
a	Financial liabilities - Other financial liabilities	129.66	115.48
b	Deferred Tax Liability	27.18	-
c	Long term provisions	8.25	2.39
	Total Non-current liabilities	165.09	117.87
3	Current liabilities		
a	Financial liabilities		
	(i) Short term borrowings	-	25.00
	(ii) Trade payables		
	Total outstanding dues to micro and small enterprises	0.31	2.08
	Total outstanding dues to other than micro and small enterprises	39.99	91.83
	(iii) Other financial liabilities	40.56	94.06
b	Short term provisions	190.24	21.62
c	Other current liabilities	540.12	25.14
	Total Current liabilities	811.22	259.73
	Total Equity And Liabilities	9,542.21	7,380.23

For Nupur Recyclers Limited


 Managing Director

STATEMENT OF CASH FLOWS

	For the Year ended	For the Year ended
	31.03.2024	31.03.2023
	(Audited)	(Audited)
A. Cash flow from Operating activities		
Profit before tax	1,444.84	1,329.45
Adjustments for:		
Depreciation and amortization expense	5.40	5.57
Other Income	(596.35)	(656.24)
Profit on sale of investment	(470.46)	-
Finance expenses	28.44	30.79
Liability written back	(18.81)	-
Other non-cash adjustments (Actuarial gain/loss)	(5.55)	(0.29)
Operating profit before working capital changes	387.51	709.28
Movements in working capital :		
Non-Current/Current financial and other assets	50.70	53.65
Trade receivables	173.74	(617.36)
Inventories	820.33	(872.72)
Trade payables	(53.61)	71.10
Non-Current/Current financial and other liabilities/provision	502.88	(226.13)
Cash generated from operations	1,881.55	(882.18)
Income tax Refund/ (paid) during the year	(227.99)	(725.06)
Net cash from operating activities (A)	1,653.56	(1,607.24)
B. Cash flow from Investing activities		
Purchase of property, plant and equipment	(0.69)	(7.95)
Investment in subsidiary	(2,798.78)	(521.42)
Sale of Investment in subsidiary	991.88	-
Loans and advances given	(500.21)	(1,251.29)
Other income received	590.12	648.63
Movement in Other fixed deposits with banks	-	880.00
Net cash from investing activities (B)	(1,717.68)	(252.03)
C. Cash flow from Financing activities		
Net Proceeds (Repayment) of borrowings	(25.00)	(198.38)
Finance Cost paid	(28.44)	(34.08)
Net cash from financing activities (C)	(53.44)	(232.46)
Net increase in cash and cash equivalents (A+B+C)	(117.56)	(2,091.73)
Cash and cash equivalents at the beginning of the year	247.16	2,338.89
Cash and cash equivalents at the end of the year (excluding fixed deposits)	129.60	247.16

Notes:-

- The above financial results for the quarter and year ended March 31, 2024 have been reviewed by the Audit committee and approved by the Board of Directors in their respective meetings held on May 30, 2024.
- The Company is engaged Primarily in the business of import of ferrous and non ferrous metal scrap and processing/trading of same on PAN India basis. Considering the nature of Company's business and operations, as well as based on review of operating results by the chief operating decision maker to make decision about resource allocation and performance measurement, there is only one reportable segment in accordance with the requirement of Ind AS 108 - "Operating Segments"
- During the current quarter, the Company has issued 2,28,79,003 Ordinary shares of Rs. 10 each, as fully paid bonus shares in the proportion of 1 (one) bonus share of Rs. 10 each for every existing 2 (two) Ordinary Shares of Rs. 10 each. Pursuant to the issue and allotment of bonus shares, the earning per share (Basic and Diluted) have been adjusted for all the periods stated above.
- These financial results have been prepared in accordance with the recognition and measurement principal in Ind AS 34 - Interim Financial Reporting, prescribed under section 133 of the Companies Act 2013 read with the relevant rules issued thereunder and the other accounting principles generally accepted in India.

For Nupur Recyclers Limited


Managing Director

5 The standalone annual financial results include the results for the quarter ended March 31, 2024, being the balancing figure between audited figures in respect of the full financial year and the published unaudited year to date figure up to the nine months ended December 31, 2023, of the current financial year which was subject to limited review.

Place: New Delhi
Date: 30.05.2024

For NUPUR RECYCLERS LIMITED.
For Nupur Recyclers Limited

Rajesh Gupta
Managing Director
Managing Director PIN - 01941985

Nupur Recyclers Limited

(Formerly known as Nupur Recyclers Private Limited)

CIN - L37100DL2019PLC344788

To

The Manager- Listing Compliance
National Stock Exchange India Limited
Exchange Plaza, Plot No. C/1, G Block,
Bandra Kurla complex, Bandra (E), Mumbai 400051

Scrip Code: NRL; ISIN: INE0JM501013

Sub: Declaration with respect to Auditors Report with Unmodified Opinion for the Annual Audited Financial Results (Standalone and Consolidated) for the year ended March 31, 2024 - Regulation 33(3)(d) of the SEBI (Listing Obligations and Disclosure Requirements) Regulations, 2015

Dear Sir,

I, Devender Kumar Poter, Chief Financial Officer of Nupur Recyclers Limited ('Company') do hereby declare and confirm that M/s KRA & Co., Chartered Accountants (Firm Registration No.- 020266N) the statutory auditors of the Company, have issued an audit report with unmodified opinion on Audited Financial Results (Standalone and Consolidated) for the financial year ended March 31, 2024.

This Declaration is made pursuant to clause 33(3)(d) of SEBI (Listing Obligations & Disclosure Requirements) Regulations, 2015 read with SEBI master circular no. SEBI/HO/CFD/PoD2/CIR/P/2023/120 dated July 11, 2023.

This is for your information and records.

Thanking You

For Nupur Recyclers Limited



Devender Kumar Poter
Chief Financial Officer

Date: May 30, 2024

Place: New Delhi

compliance@nupurrecyclers.com 

011 - 35008711, +91 - 955101552 

www.nupurrecyclers.com 

Reg. Off. - Plot No. 5, KH 12/8, 9 KH - 12, Arjun Gali, 